E♭ Baritone Saxophone Fingering Chart

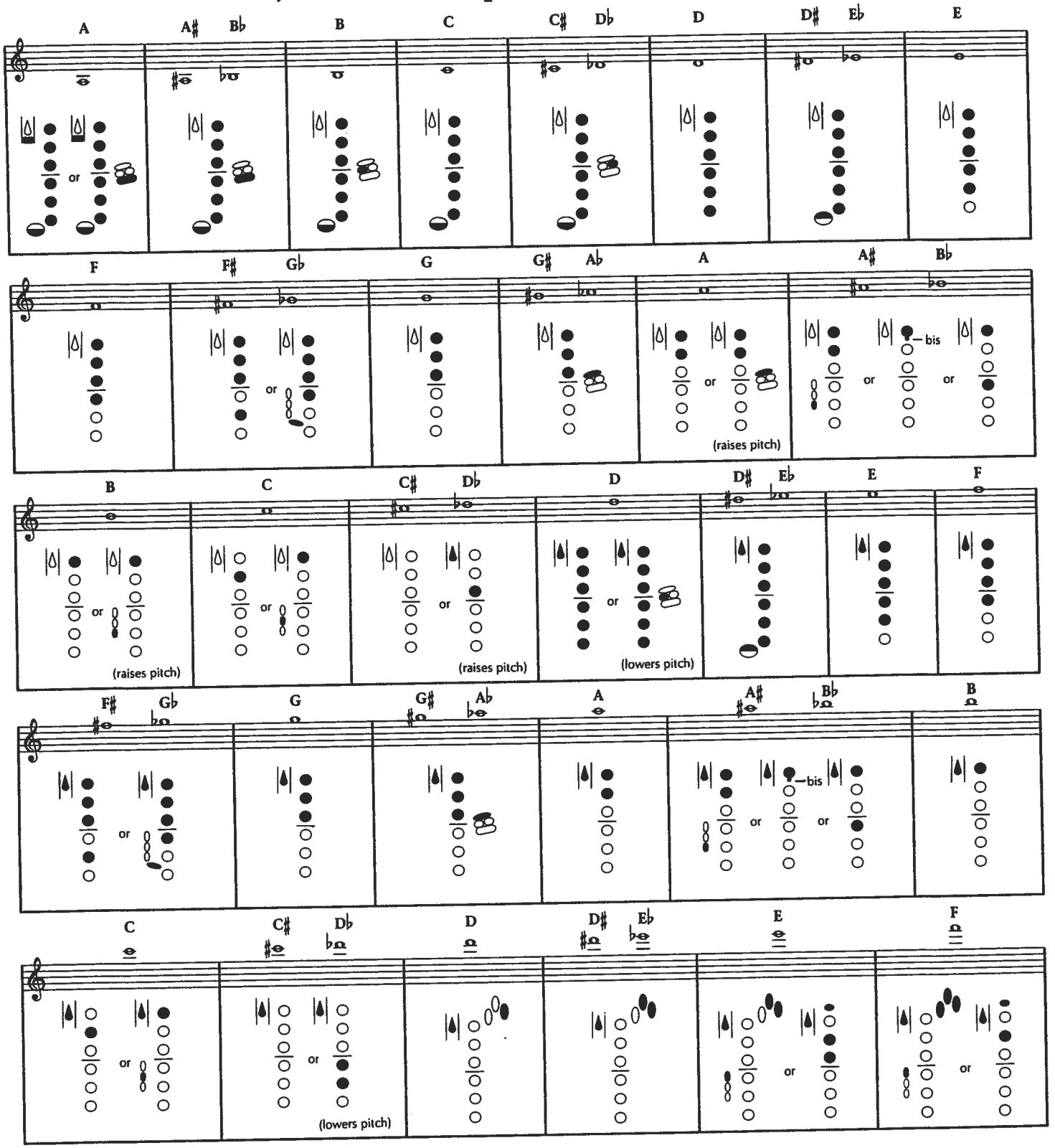

(Notes on gray background are suggested altissimo fingerings.)

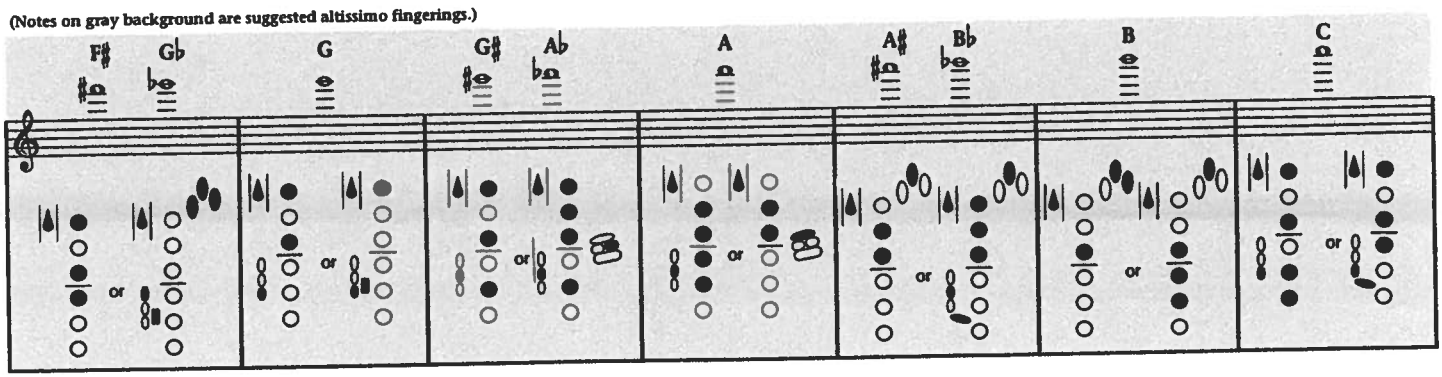

(When more than one fingering is shown, the first is the most common.)

Long Tones

Concert F Descending





Long Tone 1









Warm-Up Set 1

Option 1 (unison "lip slur" with brass)



Option 2 (octave slur study with brass lip slur)



Options 3, 4, & 5 (technical patterns with brass lip slurs)

Articulation Patterns:

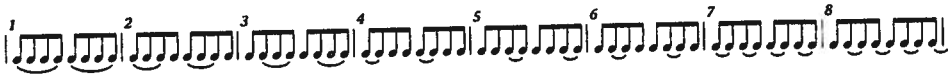



Warm-Up Set 3

Option 1 (unison "lip slur" with brass)



Option 2 (octave slur study with brass lip slur)



Options 3, 4, & 5 (technical patterns with brass lip slurs)

Articulation Patterns:





Technical Exercises in the Key of G (Concert B♭)

Major Scale



Natural Minor

Harmonic Minor

Melodic Minor

Mini-Scale & Tonic Arpeggio



Scale Pattern 1 *articulations:

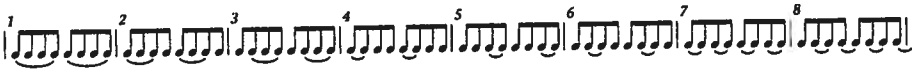



Saxophones only-extended scale

*Scale Pattern 2**



*Scale in Thirds**



Interval Study

Triads of the G Scale

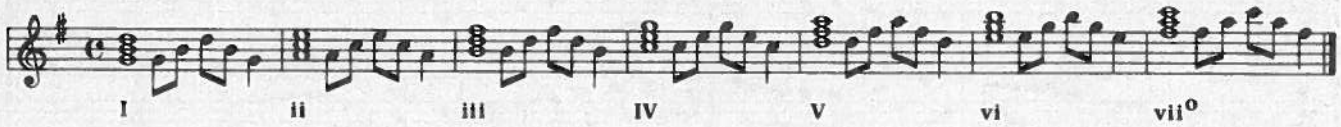

*Chord Study 1**



Chord Study 2 - *articulations:*

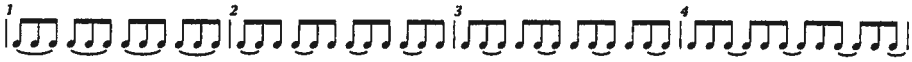



Technical Exercises in the Key of C (Concert E♭)

Major Scale



Natural Minor



Harmonic Minor



Melodic Minor



Mini-Scale & Tonic Arpeggio



Scale Pattern 1 *articulations:

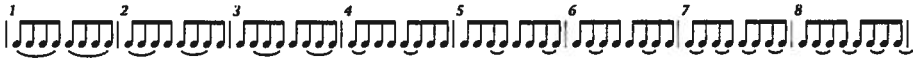



*Scale Pattern 2**



*Scale in Thirds**



Interval Study



Triads of the C Scale



*Chord Study 1**



Chord Study 2 - *articulations:*

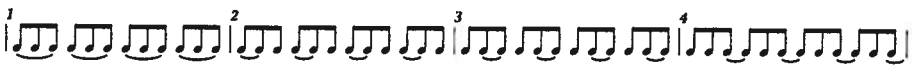



Chorales & Tuning Exercises in C (Concert E♭)

Interval Tuning

1 Intervals from tonic (major 3rd, perfect 4th, perfect 5th)



2 Intervals of a major 3rd on the I-IV-V-I chord progression

3 Intervals of a perfect 5th on the I-IV-V-I chord progression



Chord Tuning



Chorale 5 (full band)